TallyPrime

POWER OF SIMPLICITY

Change Font Style/Height in Tally

ONEUP BUSINESS SOLUTIONS

F/706, 7th Floor, Crystal Empire, Opp. the Capital Mall,
Nallasopara (East)

401209

Mobile No.: - 9960050027 / 9960049493 / 7208859297

E-Mail: - Info@oneupbs.com

Change Font Style/Height in Tally

© 2020 One-up Business Solutions All rights reserved.

Tally, Tally 9, Tally9, Tally. ERP, Tally. ERP 9 , Shopper, Shopper 9, Shopper POS, Shopper HO,Shopper 9 POS, Shopper 9 HO, Tally Developer, Tally. Server 9, Tally Developer, Tally. Developer 9, Tally.NET, Tally Development Environment, Tally Prime, TallyPrimeDeveloper, Tally Prime Server, Tally Extender, Tally Integrator, Tally Integrated Network, Tally Service Partner, Tally Academy & Power of Simplicity are either registered trademarks or trademarks of Tally Solutions Pvt. Ltd. in India and/or other countries. All other trademarks are properties of their respective owner

Change Font Style/Height in Tally

Introduction

With the help of this add-on user can "**Change Font Style/Height in Tally**"

Customer Easily Understanding your invoice.

Important!

Take back up of your company data before activating the Add-on.

Once you try/purchase an Add-on, follow the steps below to configure the Add-on and use it.

Setup Guide

1. Update your license by going to **Gateway of Tally → F1: Help → Settings → License→ Manage License → F5: Update**

   (In case you are using a multi-site account, you will need to configure Tally Prime to activatethe Add-on for a particular site. Click here for the steps.)
2. Shut down and Restart Tally Prime and open your company.
3. Press **Ctrl + Alt + H** at any menu screen to open the user manual. In case of multiple Add- on, **Add-On Help** screen will pop-up to select Add-on Manual.

Change Font Style/Height in Tally

4. Activate the Add-on.

For Tally Prime Release 1.1.3

Go to **Gateway of Tally → F1: Help → TDL & Add-On → F4: Manage Local TDLs**. Alternatively, you may press **CTRL + ALT + T** from any menu to open TDL Management report and then press F6: Add-On Features

1) Set "Yes" to the option "**Change Font Style/Height in Tally**"

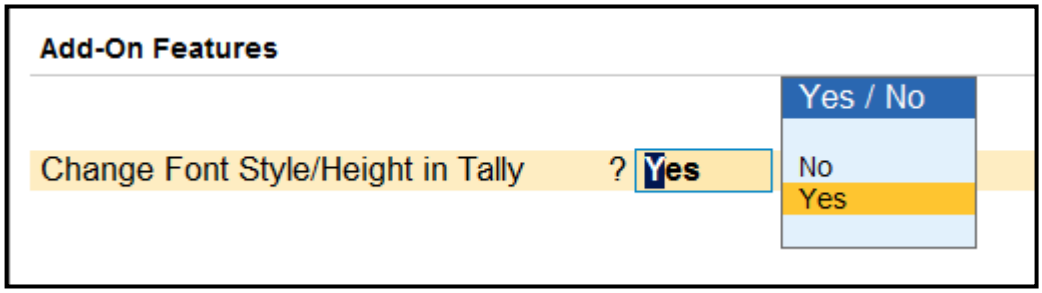

2) Select Font Style

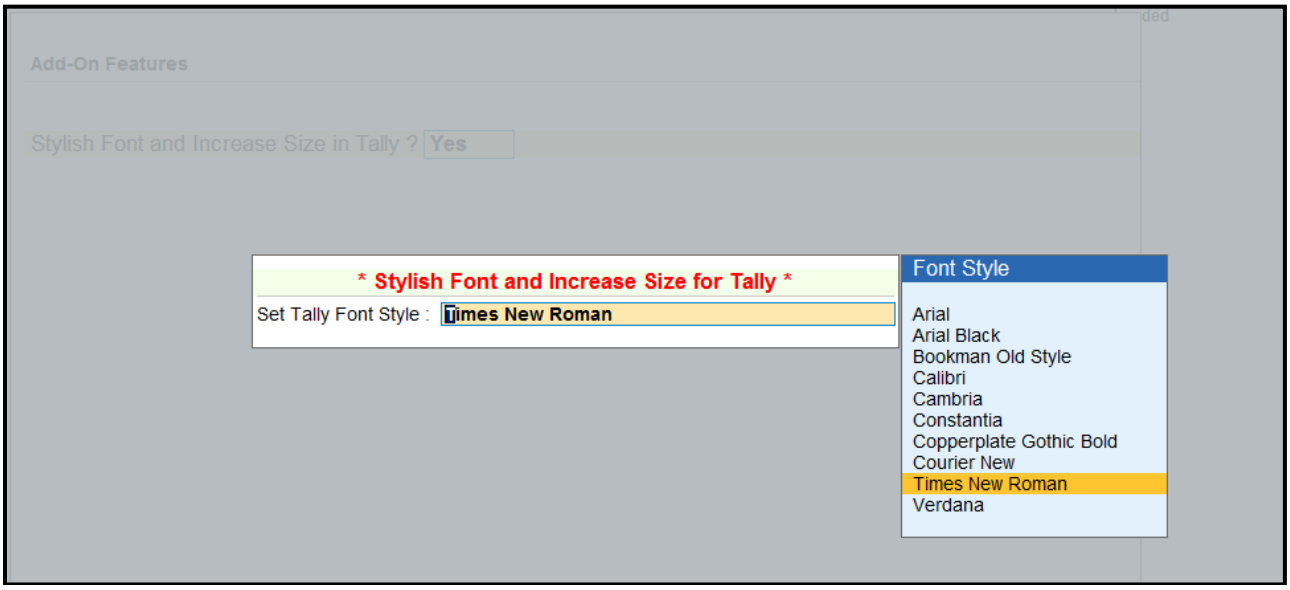

Note :
After select font Restart Tally Prime Server for the changes to have effect for selected font style in Tally Application.
Before you restart, make sure to save all your data. You don't want to lose any important entries.
Once Tally restarts, change the tally font.

3) Restart Tally -> Yes

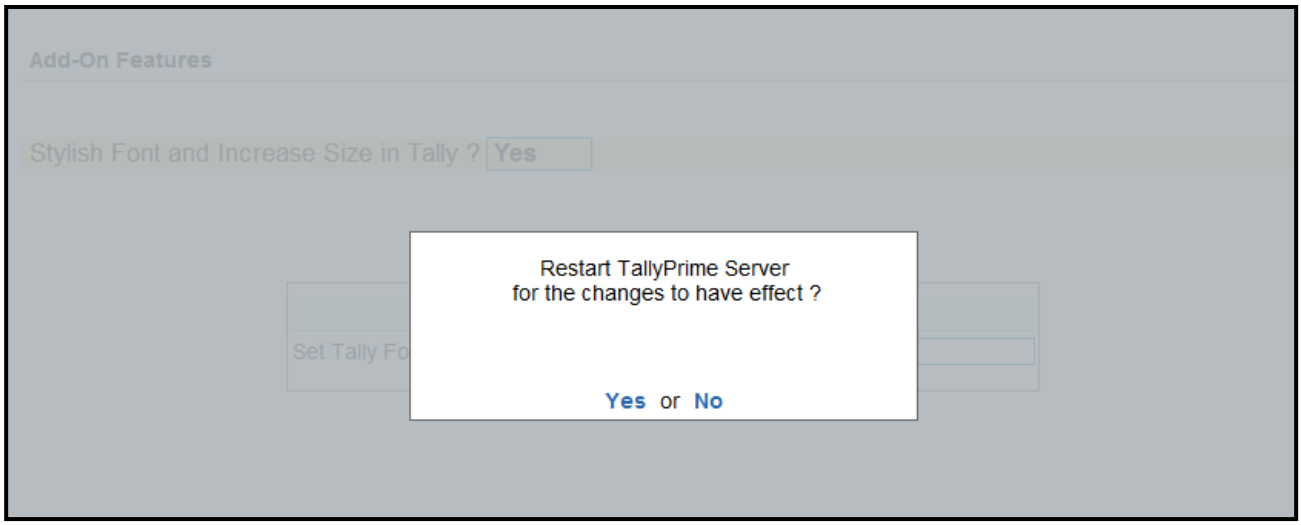

4) Change Font in Tally

- **Voucher**

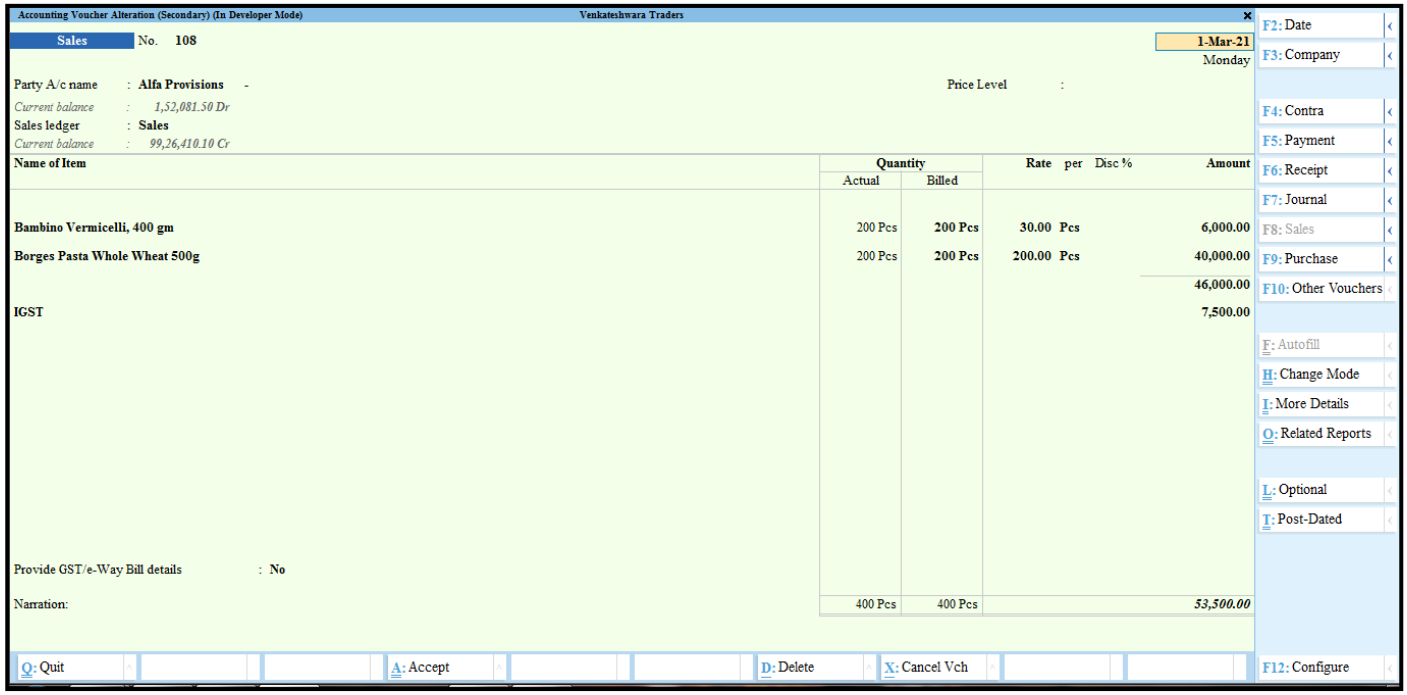

Change Font Style/Height in Tally

➢ Reports

Day Book (In Developer Mode) — Venkateshwara Traders

Day Book — For 31-Mar-21

Date	Particulars	Vch Type	Vch No.	Debit Amount / Inwards Qty	Credit Amount / Outwards Qty
31-Mar-21	AVN Traders	Payment	37	13,564.80	
31-Mar-21	Confident Traders	Payment	38	25,626.18	
31-Mar-21	Ecko Honey Farms	Payment	39	51,176.58	
31-Mar-21	MM Frozen Foods	Payment	40	4,900.00	
31-Mar-21	Ecko Honey Farms	Payment	41	51,176.58	
31-Mar-21	Ecko Honey Farms	Payment	42	51,176.58	
31-Mar-21	Alfa Provisions -	Payment	43	3,000.00	
31-Mar-21	Sunday to Monday	Receipt	81		7,800.00
31-Mar-21	Sun Stores	Receipt	82		2,51,280.00
31-Mar-21	Candles and Matches	Receipt	83		8,126.99
31-Mar-21	Candles and Matches	Receipt	84		8,126.99
31-Mar-21	Candles and Matches	Receipt	85		8,126.99
31-Mar-21	Candles and Matches	Receipt	86		8,126.99
31-Mar-21	Sunday to Monday	Sales	121	7,800.00	
31-Mar-21	Sunday to Monday	Sales	122	7,800.00	
31-Mar-21	Sunday to Monday	Sales	123	7,800.00	
31-Mar-21	Sunday to Monday	Sales	124	7,800.00	
31-Mar-21	Sunday to Monday	Sales	125	7,800.00	
31-Mar-21	Sunday to Monday	Sales	126	7,800.00	
31-Mar-21	Sunday to Monday	Sales	127	7,800.00	
31-Mar-21	Sunday to Monday	Sales	128	7,800.00	
31-Mar-21	Sunday to Monday	Sales	(Optional) 129	7,800.00	
31-Mar-21	Sunday to Monday	Sales	(Optional) 129	6,400.00	
31-Mar-21	Sunday to Monday	Sales	(Optional) 129	6,400.00	
31-Mar-21	Sunday to Monday	Sales	(Optional) 129	6,400.00	
31-Mar-21	Sunday to Monday	Sales	(Optional) 129	6,400.00	
31-Mar-21	Sunday to Monday	Sales	(Optional) 129	6,400.00	
31-Mar-21	Sunday to Monday	Sales	(Optional) 129	6,400.00	
31-Mar-21	Sunday to Monday	Sales	(Optional) 129	6,400.00	
31-Mar-21	Sunday to Monday	Sales	(Optional) 129	6,400.00	

21

Q: Quit | Enter: Alter | Space: Select | A: Add Vch | 2: Duplicate Vch | I: Insert Vch | D: Delete | X: Cancel Vch | R: Remove Line | U: Restore Line | F12: Configure

F2: Date | F3: Company | F4: Voucher Type | F5 | F6 | F7: Show Profit | F8: Columnar | F9 | F10 | B: Basis of Values | H: Change View | J: Exception Reports | L: Save View

Ledger Vouchers (In Developer Mode) — Venkateshwara Traders

Ledger: Alfa Provisions - — 1-Mar-21 to 31-Mar-21

Date	Particulars	Vch Type	Vch No.	Debit	Credit
1-Mar-21	Sales	Sales	108	53,500.00	
1-Mar-21	Bank of Baroda-Savings A/c	Receipt	66		53,500.00
1-Mar-21	Sales	Sales	109	53,500.00	
1-Mar-21	Sales	Sales	110	53,500.00	
1-Mar-21	Sales	Sales	111	53,500.00	
1-Mar-21	Sales	Sales	112	53,500.00	
1-Mar-21	Sales	Sales	113	53,500.00	
1-Mar-21	Sales	Sales	114	53,500.00	
1-Mar-21	Sales	Sales	115	53,500.00	
1-Mar-21	Sales	Sales	116	53,500.00	
1-Mar-21	Bank of Baroda-Savings A/c	Receipt	67		53,500.00
1-Mar-21	Bank of Baroda-Savings A/c	Receipt	68		53,500.00
1-Mar-21	Bank of Baroda-Savings A/c	Receipt	69		53,500.00
1-Mar-21	Bank of Baroda-Savings A/c	Receipt	70		53,500.00
1-Mar-21	Bank of Baroda-Savings A/c	Receipt	71		53,500.00
1-Mar-21	Bank of Baroda-Savings A/c	Receipt	72		53,500.00
1-Mar-21	Bank of Baroda-Savings A/c	Receipt	73		53,500.00
1-Mar-21	Bank of Baroda-Savings A/c	Receipt	74		53,500.00
31-Mar-21	Bank of Baroda-Savings A/c	Payment	43	3,000.00	
31-Mar-21	Sales	Sales	137	169.50	
			Opening Balance :	1,48,912.00	
			Current Total :	4,84,669.50	4,81,500.00
			Closing Balance :	1,52,081.50	

Q: Quit | Enter: Alter | Space: Select | A: Add Vch | 2: Duplicate Vch | I: Insert Vch | D: Delete | X: Cancel Vch | R: Remove Line | U: Restore Line | F12: Configure

F2: Period | F3: Company | F4: Ledger | F5: Bill-wise | F6: Monthly | F7 | F8: Columnar | F9 | F10 | B: Basis of Values | H: Change View | J: Exception Reports | L: Save View | R: Reconcile | S: Contact

Change Font Style/Height in Tally

➢ **Invoice Format**

Tax Invoice

BRIGHT RINGS	**ABC PVT LTD** Virar East GSTIN/UIN: 27ABCFM8335M1ZT State Name : Maharashtra, Code : 27 CIN: 41525 E-Mail : priti.ghanekar05@gmail.com	Invoice No. 101	Dated 1-Jun-23
		Delivery Note	Mode/Terms of Payment
		Reference No. & Date.	Other References
Consignee (Ship to) **Abc Pvt Ltd** Virar GSTIN/UIN : 27AAAAA5241C1Z State Name : Maharashtra, Code : 27		Buyer's Order No. 1, 2, 3, 4, 5	Dated hpll hmll hmll hmll hmll
		Dispatch Doc No.	Delivery Note Date
		Dispatched through	Destination
		Terms of Delivery	
Buyer (Bill to) **Abc Pvt Ltd** Virar GSTIN/UIN : 27AAAAA5241C1Z State Name : Maharashtra, Code : 27			

Sl No.	Description of Goods	HSN/SAC	Quantity	Rate	per	Dis. %	Amount
1	**Demo Product** *Sdasf*	2541	1 nos	84.75	nos		84.75
	CGST						7.63
	SGST						7.63
	Total		1 nos				a 100.01

Amount Chargeable (in words) E. & O.E

INR One Hundred and One paise Only

HSN/SAC	Taxable Value	Central Tax Rate	Central Tax Amount	State Tax Rate	State Tax Amount	Total Tax Amount
2541	84.75	9%	7.63	9%	7.63	15.26
Total	84.75		7.63		7.63	15.26

Tax Amount (in words) : **INR Fifteen and Twenty Six paise Only**

Company's PAN : 41525465

Declaration
We declare that this invoice shows the actual price of the goods described and that all particulars are true and correct.

for ABC PVT LTD

Authorised Signatory

This is a Computer Generated Invoice

Change Font Style/Height in Tally

We have also following modules.

⇒ Voucher Approval System

⇒ User Wise voucher Security Control

⇒ Fire Services Module

⇒ Block Duplicate Purchase

⇒ Automatic Manufacturing Journal from sales based on BOM

⇒ Auto Backup

⇒ GSTR 2A Reconciliation Tool

⇒ Party Previous Balance in Invoice

⇒ Import STD Selling Price from Excel

⇒ Stock Item with multi line Description

⇒ Voucher type wise Printer Selection

⇒ Auto Payment Receipt in Sales Entry

Change Font Style/Height in Tally

FAQ

Which version/release of Tally Prime does the add-on support?

This add-on will work only from Tally Prime Release 1.0 to Tally Prime latest release

How will I get support for this add-on?

For any functional support requirements please do write to us on info@oneupbs.com or call us at + 91 9960050027 / 7208859297 alternatively, you can send a support query to support@tallysolutions.com.

If I need some enhancements / changes to be incorporated for the add-on, whom should Icontact?

Please to write to us on **info@oneupbs.com** with your additional requirements and we will revert to you in 24 business hours.

Will new features added be available to us?

We offer one-year availability of all support and new features free of cost. After one-year, nominal subscription cost will be applicable to you to continue to get free support and updates.

What will happen after one year?

A subscription for a year has to be renewed for the Add-On. The cost would be 20% of the MRP prevailing at that time, of the Add-On.

I am using a multi-site. Can I use the same Add-on for all the sites?

No, one Add-on will work only for one site. You need to purchase again if you want to use the same Add-on for more sites.

How do I configure the add-ons for multi-site?

If you are a Tally Prime Multi site user, add the Add-on to the required site as follows:

a. **Gateway of Tally → F1: Help → Settings → License→ Manage Account.** This shall open control center on Tally Portal / Website

b. *Go to* ***TDL Management → TDL Configuration → Select the site's default TDL***

Change Font Style/Height in Tally

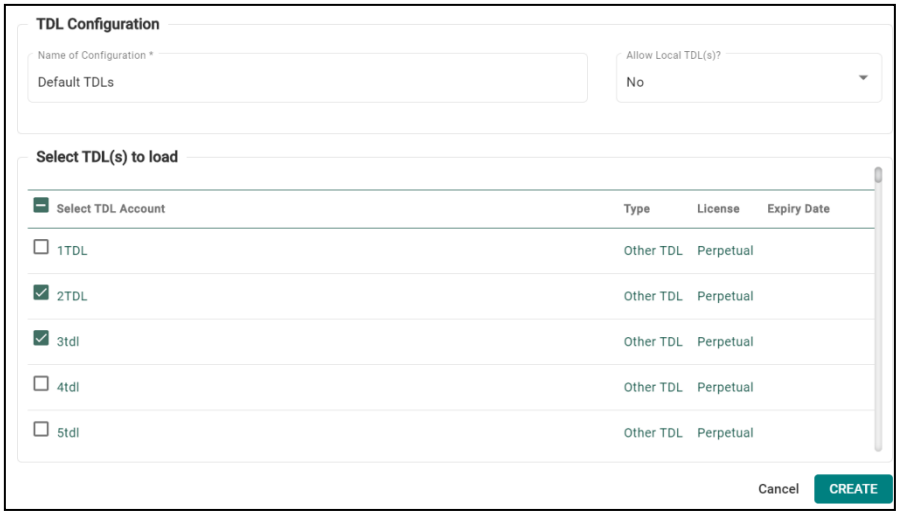

a. Under „**Select TDL Account**", select the Add-on Name and Click on Create / Accept button.

> ***Note:*** To know or change the site's default TDL configuration, go to **Gateway of Tally → F1:Help → Settings → License → Manage Account.** In the webpage go to **Account Management → License Management** and look at the Deployment section in the right side of the pane.)

b. Update your license by going to **Gateway of Tally → F1: Help → Settings → License→Manage License → F5: Update**

I have upgraded to a new Tally Prime Release. What will happen?

Normally, the add-on will work fine without any glitches. If you face problems with the Add-on, you can contact us for support.

TDL Management screen shows errors with the Add-on. What do I do?

Check whether the error is because of the Add-on or because of clashes between 2 TDLs (An add- on is also a TDL). In case of clashes, disable one or more TDLs and check which TDL has the error. If the Add-on has a problem, you can report it to us.

My Tally went into educational mode after installing the add-on. What do I do?

go to **Gateway of Tally → F1: Help → Settings → License→ Manage Account.** In the webpage go to **Account Management → License Management** and look at the Deployment section. Select

Change Font Style/Height in Tally

Not Applicable for TDL Configuration and the Add-On is removed for the license. Now **update the license** from the product.

How do I cross upgrade the Add-on from Silver to Gold Edition?

Go to **F1: Help → Tally Shop.** A web page for Tally Shop shall open. Choose the add-on for which the edition needs to be changed. Update the license and restart Tally after download.

My Subscription for the Add-on has expired. How do I renew my subscription?

Go to **F1: Help → Tally Shop.** A web page for Tally Shop shall open. Choose the add-on for which the subscription is required to be renewed.

Will this add-on work in remote session?

Yes, this add-on will work remotely.

THANK YOU

Change Font Style/Height in Tally